



Eddyville Charter School
Board of Directors
P.O. Box 68
Eddyville, OR 97343
Phone: 541.875.2942

November 20, 2019 6:00pm
Board Packet - Regular Session
AGENDA

- 1) Meeting Called to Order**
- 2) Past Meeting Minutes: October 15, 2019** Pg. 2-3
- 3) Agenda Adjustments**
- 4) Informational Items**
 - a) Financial Packet - Jackie Olsen Pg. 4-14
- 5) Interested Party Comments**

During this time the audience will have the opportunity to speak to the board. Anyone wishing to address the board is asked to complete a request via sign in upon entering the board meeting. The chairman reserves the right to limit time allocated to each presenter. It is requested that those addressing the board state their name for the record.
- 6) Communication**
 - a) Administration Report- Stacy Knudson Pg. 15-18
 - i) Weight Room Layout Pg. 19-26
 - ii) School Report Card Pg. 27-28
 - iii) School Detail Report Pg. 29-39
 - b) Athletic Director Report- Mike Ulstad Pg. 40
- 7) Action Items**
 - a) Payment of the Bills
 - b) Policy Updates
 - i) ING: Animals in the District
 - ii) ING-AR: Animals in the Classroom
 - iii) GCDA/GDDA: Criminal Records Checks and Fingerprints
 - iv) GCDA/GDDA- AR: Criminal Records Checks and Fingerprints
 - c) Surplus old/broken weight room equipment
 - d) Health supply distribution
- 8) New Business**
 - a) Policy First Reading
 - i) ING-AR(2): Animals in District Facilities (updated) Pg. 41

Next Meeting: December 18, 2019 at 6:00pm



Eddyville Charter School
Board of Directors
P.O. Box 68
Eddyville, OR 97343
Phone: 541.875.2942

October 15, 2019 6:00pm
Board Packet - Regular Session
AGENDA

Board Members in Attendance: Larry Cook, Ryan Gassner, Abe Silvonen, Stephanie Mekemson, Rebecca Phillips Sutton and Lisa Rorie

Administration in Attendance: Stacy Knudson

Board Members Absent: John Lancaster

ESD Financial Manager: Jackie Olsen (Absent)

Minutes prepared by: Board Clerk: Dani Ulstad

1) **Meeting Called to Order** at 6:00pm by Ryan Gassner

2) **Past Meeting Minutes: September 17, 2019**

- a) Lisa Rorie moved to approve the passing of the September meeting minutes. Stephanie Mekemson seconded the motion. All voting members of the School Board voted unanimously in favor of the motion.

3) **Agenda Adjustments**

- a) Action item E: Power Integration plan for the SPIRE generator
- b) Lisa Rorie moved to approve the passing of the agenda adjustments. Stephanie Mekemson seconded the motion. All voting members of the School Board voted unanimously in favor of the motion.

4) **Informational Items**

- a) Financial Packet (June and September)- Jackie Olsen
- b) "Admissions" line item can be misleading- possible removal?

5) **Interested Party Comments**

During this time the audience will have the opportunity to speak to the board. Anyone wishing to address the board is asked to complete a request via sign in upon entering the board meeting. The chairman reserves the right to limit time allocated to each presenter. It is requested that those addressing the board state their name for the record.

6) **Communication**

- a) Administration Report- Stacy Knudson (In Packet)
 - i) Enrollment/waitlist: lack of funding available from the district for students over our 200 student cap. This leads to unfunded students. Discussion point- do we continue wait listing or serve students without additional funding?
 - ii) Idea to ask the teachers their input
- b) Athletic Director Report- Mike Ulstad (In Packet)

7) **Action Items**

- a) Payment of the Bills
 - i) Lisa Rorie moved to approve the payment of the bills. Abe Silvonen seconded the motion. All voting members of the School Board voted unanimously in favor of the motion.
- b) New Signers for OSU Account- Rhonda Allen and Stacy Dalke
 - i) Lisa Rorie moved to approve the new bank signers: Rhonda Allen and Stacy Dalke. Rebecca Phillips-Sutton seconded the motion. All voting members of the School Board voted unanimously in favor of the motion.
- c) Removal of Past signers for OSU Account- Jennifer Handy
 - i) Lisa Rorie moved to approve the removal of Jennifer Handy as a bank signer. Stephanie Mekemson seconded the motion. All voting members of the School Board voted unanimously in favor of the motion.
- d) Nursing position contract approval
 - i) Lisa Rorie moved to approve the nursing position contract. Abe Silvonen seconded the motion. All voting members of the School Board voted unanimously in favor of the motion.
- e) Power Integration plan for the SPIRE generator
 - i) The plan determines where the generators will service first
 - ii) Lisa Rorie moved to approve the generator plan to service the MP room areas primarily. Abe Silvonen seconded the motion. All voting members of the School Board voted unanimously in favor of the motion.

8) New Business

- a) Policy First Readings
 - i) ING: Animals in the District
 - ii) ING-AR: Animals in the Classroom
 - iii) ING-AR(2): Animals in District Facilities
 - iv) GCDA/GDDA: Criminal Records Checks and Fingerprints
 - v) GCDA/GDDA- AR: Criminal Records Checks and Fingerprints
 - (1) Fees associated for volunteers is paid for by the charter school



November 14, 2019

TO: Eddyville Charter School Board of Directors
FROM: Jackie Olsen, CFO
RE: October 31, 2019 Financial Statements

Board Members,

Attached you will find the 2019-2020 financial statements through October 31, 2019 which presents actual revenue and expenditures through October 31, 2019 and projected revenue and expenditures for November 1, 2019 through June 30, 2020. At this time, the estimated ending fund balance for FY19/20 is \$342,278, with \$100,000 of that balance reserved in Contingency.

The audit has been finalized and the reports are updated with the actual ending fund balance of \$600,599.

The district is preparing to implement changes made to PERS with SB1049. PERS has provided guidance on their website and information is being updated on a regular basis. To read about changes, you can visit: <https://www.oregon.gov/pers/MEM/Pages/SB1049.aspx>. Changes effective January 1, 2020 include:

- A new salary cap of \$195,000
- Changes to working back after retiring from PERS
- Employer contributions for PERS retirees

There are additional changes that will be effective July 1, 2020 and we are waiting for additional guidelines for

Please let me know if you have any questions or concerns regarding these statements.

Eddyville Charter School
General Fund: Statement of Revenue Budget Vs. Actual
For the Fiscal Year 2019-2020
As of 10/31/2019

Source	2019-2020 Budget	Actual YTD Rev. 10/31/2019	Projected through 6/30/2020	Total Estimated 2019-2020	(Over)/Under Budget	Total Actual 6/30/2019	2018-2019 Budget
SSF Funding							
3101 State School Support Funds	2,446,204	1,023,355	1,578,465	2,601,820	(155,616)	2,290,048	2,153,079
3101 SSF- May Adjustment			-	-	-	44,581	
Total SSF Funding	2,446,204	1,023,355	1,578,465	2,601,820	(155,616)	2,334,629	2,153,079
Non State School Support Formula Sources							
Local Sources							
1510 Interest on Investments/Bank	1,400	758	1,482	2,240	(840)	1,920	1,200
1710 Admissions	3,000	-	-	-	3,000	4,499	-
1740 Fees	3,500	-	-	-	3,500	6,530	-
1920 Donations from Private Sources	2,000	-	-	-	2,000	7,523	-
1960 Recovery of Prior Year Exp.	500	-	-	-	500	-	500
1990 Miscellaneous Local Revenue	10,000	11,308		11,308	(1,308)	10,161	15,000
Total Non Formula Local Sources	20,400	12,066	1,482	13,548	6,852	30,633	16,700
Other Sources							
5400 Beginning Fund Balance	405,000	600,599		600,599	(195,599)	827,264	750,000
Total Other Sources	405,000	600,599	-	600,599	(195,599)	827,264	750,000
Total Non SSF Revenue	425,400	612,665	1,482	614,147	(188,747)	857,897	766,700
Total Resources	\$ 2,871,604	\$ 1,636,020	1,579,948	\$ 3,215,967	\$ (344,363)	\$ 3,192,526	\$ 2,919,779
				Less Estimated Requirements	\$ (2,870,690)		
				Estimated Ending Fund Balance	\$ 345,278		

Eddyville Charter School
General Fund: Statement of Expenditures Budget Vs. Actual
For the Fiscal Year 2019-2020
As of 10/31/2019

Function	Adopted 2019-2020 Budget	Actual YTD Exp. 10/31/2019	Projected through 6/30/2020	Total Estimated 2019-2020	(Over)/ Under Budget	% Committed	Total Actuals 6/30/2018
Instruction							
1111 Elementary, K-6	652,963	114,390	489,872	604,263	48,700	92.54%	501,021
1121 Middle/Junior High Programs	363,012	69,591	332,137	401,728	(38,716)	110.67%	326,716
1122 Middle/Junior High School Extracurricular	23,762	6,018	14,594	20,613	3,149	86.75%	16,032
1131 High School Programs	436,426	78,124	342,099	420,222	16,204	96.29%	293,009
1132 High School Extracurricular	70,688	19,528	65,390	84,919	(14,231)	120.13%	67,731
Total Instruction	1,546,851	287,652	1,244,093	1,531,745	15,106		1,204,510
Support Services							
2122 Counseling Services	60,000	11,752.76	54,167				84
2130 Health Services	3,000	664	53,775	54,438	(51,438)	1814.62%	
2210 Improvement of Instruction Services	1,000	-	-	-	1,000	0.00%	1,000
2230 Assessment & Testing	3,000	-	-	-	3,000		2,528
2240 Staff Development	9,200	103	-	103	9,097		
2310 Board of Education	67,764	37,909	14,428	52,337	15,427	77.23%	49,777
2321 Office of the Superintendent Services	99,541	29,408	234,467	263,875	(164,334)	265.09%	163,694
2411 Office of the Principal Services	257,416	59,064	182,329	241,394	16,022	93.78%	136,838
2520 Fiscal Services	48,300	87	48,366	48,453	(153)	100.32%	49,055
2542 Maintenance	365,361	168,664	226,803	395,467	(30,106)	108.24%	259,789
2552 Transportation	207,680	22,495	154,902	177,397	30,283	85.42%	218,372
2643 Staff Accounting Services	76,198	25,580	53,975	79,555	(3,357)	104.41%	73,108
2660 Technology	26,293	13,314	12,613	25,927	366	98.61%	36,489
Total Support Services	1,224,753	369,040	1,035,825	1,338,945	(174,192)		990,734
Other Requirements							
5200 Transfers of Funds	-	-	-	-	-		396,683
6000 Contingency	100,000	-	-	-	100,000	0.00%	-
Total Other Requirements	100,000	-	-	-	100,000		396,683
Total Requirements	\$ 2,871,604	\$ 656,692	\$ 2,279,917	\$ 2,870,690	\$ (59,086)		\$ 2,591,927

Eddyville Charter School
Other Funds: Statement of Revenue Expenditures Budget Vs. Actual
For the Fiscal Year 2019-2020
As of 10/31/2019

Fund	Description	Beginning Fund Balance as of 7/1/2019	YTD Revenue	YTD Expenditures	Balance as of 10/31/2019
210	BLM Grant	0.00	0.00	0.00	0.00
212	BLM Grant L16AC00309	0.00	0.00	729.93	-729.93
213	STCCF - Independing Reading	0.00	2,989.00	2,934.86	
272	Emergency Preparedness	162.91	0.00	0.00	162.91
273	MidWay Foundation	1,218.00	0.00	0.00	1,218.00
274	Outdoor School	-2,231.25	2,231.25	0.00	0.00
277	STCCF/Medical Responder Class	0.00	0.00	0.00	0.00
278	Oregon State Credit Union Mini Grants	226.37	0.00	10.46	215.91
281	STCCF/Basketball Uniforms & Storage	0.00	0.00	0.00	0.00
283	STCCF/Science & Body Systems	0.00	0.00	0.00	0.00
298	High School Success	0.00	0.00	18,925.45	-18,925.45
299	Student Body Funds	35,090.50	20,856.41	10,147.06	45,799.85
400	Capital Project Funds	353,217.58	0.00	0.00	353,217.58
Totals		387,684.11	26,076.66	32,747.76	380,958.87

Eddyville Charter School
YTD Appropriations
For the Fiscal Year 2019-2020
As of 10/31/2019

Fund	Appropriations	Resolutions	YTD	Encumbrances	Totals	(Over)/Under Budget
General Fund, 100						
1000 Instruction	\$ 1,546,851		\$ 287,652	\$ 1,124,149	\$ 1,411,801	\$ 135,050
2000 Support Services	\$ 1,224,753		\$ 369,040	\$ 614,750	\$ 983,789	\$ 240,964
6000 Contingency	\$ 100,000		\$ -	\$ -	\$ -	\$ 100,000
Sub Totals	\$ 2,871,604	\$ -	\$ 656,692	\$ 1,738,899	\$ 2,395,590	\$ 476,014
Special Funds, 200						
1000 Instruction	\$ 31,050		\$ 20,831	\$ 14,573	\$ 35,404	\$ (4,354)
2000 Support Services	\$ 39,354		\$ 1,770	\$ -	\$ 1,770	\$ 37,584
5200 Transfers	\$ 15,000		\$ -	\$ -	\$ -	\$ 15,000
Sub Totals	\$ 85,404	\$ -	\$ 22,601	\$ 14,573	\$ 37,174	\$ 48,230
Student Body Funds, 299						
1000 Instruction	\$ 75,000		\$ 10,147	\$ 1,062	\$ 11,209	\$ 63,791
Sub Totals	\$ 75,000	\$ -	\$ 10,147	\$ 1,062	\$ 11,209	\$ 63,791
Capital Projects, 400						
2000 Support Services	\$ 20,000		\$ -	\$ -	\$ -	\$ 20,000
4000 Facility Construction	\$ 327,161		\$ -	\$ -	\$ -	\$ 327,161
Sub Totals	\$ 347,161	\$ -	\$ -	\$ -	\$ -	\$ 347,161
Totals	\$ 3,379,169	\$ -	\$ 689,439	\$ 1,754,534	\$ 2,443,974	\$ 935,195

Eddyville Charter School, Inc.

Reprint Check Listing

Fiscal Year: 2019-2020

Criteria:

Bank Account: OR State CU - Checking 618680-8000

From Date: 10/01/2019

To Date: 10/31/2019

From Check:

To Check:

From Voucher:

To Voucher:

Account: 618680-8000

Check Number	Date	Payee	Amount	Voucher	Status	Type	Cleared?	Clear Date	Void Date
400	10/07/2019	ALARM SOLUTIONS INC.	\$90.00	1052	Printed	Expense	<input checked="" type="checkbox"/>	10/31/2019	
401	10/07/2019	AMAZON.COM	\$838.12	1052	Printed	Expense	<input checked="" type="checkbox"/>	10/31/2019	
402	10/07/2019	AMERIGAS	\$501.00	1052	Printed	Expense	<input checked="" type="checkbox"/>	10/31/2019	
403	10/07/2019	ANALYTICAL LABORATORY & CONSULTANTS	\$752.00	1052	Printed	Expense	<input checked="" type="checkbox"/>	10/31/2019	
404	10/07/2019	ArmorZone Athletic	\$415.00	1052	Printed	Expense	<input checked="" type="checkbox"/>	10/31/2019	
405	10/07/2019	Best Pots	\$270.02	1052	Printed	Expense	<input checked="" type="checkbox"/>	10/31/2019	
406	10/07/2019	BSN Sports	\$462.24	1052	Printed	Expense	<input checked="" type="checkbox"/>	10/31/2019	
407	10/07/2019	CULLIGAN WATER SYSTEMS	\$280.40	1052	Printed	Expense	<input checked="" type="checkbox"/>	10/31/2019	
408	10/07/2019	HACH COMPANY	\$127.02	1052	Printed	Expense	<input checked="" type="checkbox"/>	10/31/2019	
409	10/07/2019	INDUSTRIAL WELDING SUPPLY	\$2,499.29	1052	Printed	Expense	<input checked="" type="checkbox"/>	10/31/2019	
410	10/07/2019	LOOMIS, GUS	\$99.56	1052	Printed	Expense	<input checked="" type="checkbox"/>	10/31/2019	
411	10/07/2019	Mulder Sheet Metal	\$60.00	1052	Printed	Expense	<input checked="" type="checkbox"/>	10/31/2019	
412	10/07/2019	NORTHWEST TEXTBOOKS DEPOSITORY	\$86.66	1052	Printed	Expense	<input checked="" type="checkbox"/>	10/31/2019	
413	10/07/2019	OETC	\$193.64	1052	Printed	Expense	<input checked="" type="checkbox"/>	10/31/2019	
414	10/07/2019	OREGON LOCK & ACCESS	\$236.50	1052	Printed	Expense	<input checked="" type="checkbox"/>	10/31/2019	
415	10/07/2019	PIONEER TELEPHONE CO	\$1,370.95	1052	Printed	Expense	<input checked="" type="checkbox"/>	10/31/2019	
416	10/07/2019	School Planner	\$1,163.50	1052	Printed	Expense	<input checked="" type="checkbox"/>	10/31/2019	
417	10/07/2019	SCHOOL SPECIALTY I	\$2,054.40	1052	Printed	Expense	<input checked="" type="checkbox"/>	10/31/2019	
418	10/07/2019	SCHOOLFIX	\$128.61	1052	Printed	Expense	<input checked="" type="checkbox"/>	10/31/2019	
419	10/07/2019	SHERWIN WILLIAMS	\$48.76	1052	Printed	Expense	<input checked="" type="checkbox"/>	10/31/2019	
420	10/07/2019	Smallwood Lock and Supply	\$277.50	1052	Printed	Expense	<input checked="" type="checkbox"/>	10/31/2019	
421	10/07/2019	SMEED COMMUNICATIONS SERVICES	\$210.00	1052	Printed	Expense	<input checked="" type="checkbox"/>	10/31/2019	

Eddyville Charter School, Inc.

Reprint Check Listing

Fiscal Year: 2019-2020

Criteria:

Bank Account: OR State CU - Checking 618680-8000

From Date: 10/01/2019

To Date: 10/31/2019

From Check:

To Check:

From Voucher:

To Voucher:

Account: 618680-8000

Check Number	Date	Payee	Amount	Voucher	Status	Type	Cleared?	Clear Date	Void Date
422	10/07/2019	STAPLES ADVANTAGE	\$328.11	1052	Printed	Expense	<input checked="" type="checkbox"/>	10/31/2019	
423	10/07/2019	Stayton High School	\$100.00	1052	Printed	Expense	<input checked="" type="checkbox"/>	10/31/2019	
424	10/07/2019	WOOZ Flooring	\$350.00	1052	Printed	Expense	<input checked="" type="checkbox"/>	10/31/2019	
425	10/07/2019	Worthington Direct	\$4,036.00	1052	Printed	Expense	<input checked="" type="checkbox"/>	10/31/2019	
426	10/18/2019	ALARM SOLUTIONS INC.	\$1,295.00	1059	Printed	Expense	<input checked="" type="checkbox"/>	10/31/2019	
427	10/18/2019	AMAZON.COM	\$387.13	1059	Printed	Expense	<input checked="" type="checkbox"/>	10/31/2019	
428	10/18/2019	AMAZON.COM	\$27.00	1059	Printed	Expense	<input checked="" type="checkbox"/>	10/31/2019	
429	10/18/2019	Biology Products	\$57.00	1059	Printed	Expense	<input checked="" type="checkbox"/>	10/31/2019	
430	10/18/2019	CONSUMERS POWER INC	\$1,821.33	1059	Printed	Expense	<input checked="" type="checkbox"/>	10/31/2019	
431	10/18/2019	Copeland Lumber Co	\$337.89	1059	Printed	Expense	<input checked="" type="checkbox"/>	10/31/2019	
432	10/18/2019	Copeland Lumber Co	\$12.57	1059	Printed	Expense	<input checked="" type="checkbox"/>	10/31/2019	
433	10/18/2019	DAHL DISPOSAL SERVICE	\$887.00	1059	Printed	Expense	<input checked="" type="checkbox"/>	10/31/2019	
434	10/18/2019	Earth20	\$150.99	1059	Printed	Expense	<input checked="" type="checkbox"/>	10/31/2019	
435	10/18/2019	HOME DEPOT	\$1,158.44	1059	Printed	Expense	<input checked="" type="checkbox"/>	10/31/2019	
436	10/18/2019	KNUDSON, STACY BROOKE	\$58.34	1059	Printed	Expense	<input type="checkbox"/>		
437	10/18/2019	MOUNTAIN WEST LEAGUE	\$330.00	1059	Printed	Expense	<input type="checkbox"/>		
438	10/18/2019	NORTHWEST TEXTBOOKS DEPOSITORY	\$147.53	1059	Printed	Expense	<input checked="" type="checkbox"/>	10/31/2019	
439	10/18/2019	OREGON DEPARTMENT OF EDUCATION	\$118.00	1059	Printed	Expense	<input checked="" type="checkbox"/>	10/31/2019	
440	10/18/2019	PACIFIC NORTHWEST COUNSELING, LLC	\$5,416.67	1059	Printed	Expense	<input checked="" type="checkbox"/>	10/31/2019	
441	10/18/2019	Ricketts, Victoria	\$700.00	1059	Printed	Expense	<input type="checkbox"/>		
442	10/18/2019	SAIF	\$1,206.35	1059	Printed	Expense	<input checked="" type="checkbox"/>	10/31/2019	
443	10/18/2019	SCHOOL SPECIALTY I	\$207.77	1059	Printed	Expense	<input checked="" type="checkbox"/>	10/31/2019	

Eddyville Charter School, Inc.

Reprint Check Listing

Fiscal Year: 2019-2020

Criteria:

Bank Account: OR State CU - Checking 618680-8000

From Date: 10/01/2019

To Date: 10/31/2019

From Check:

To Check:

From Voucher:

To Voucher:

Account: 618680-8000

Check Number	Date	Payee	Amount	Voucher	Status	Type	Cleared?	Clear Date	Void Date
444	10/18/2019	SMEED COMMUNICATIONS SERVICES	\$2,330.00	1059	Printed	Expense	<input checked="" type="checkbox"/>	10/31/2019	
445	10/18/2019	STAPLES ADVANTAGE	\$109.29	1059	Printed	Expense	<input checked="" type="checkbox"/>	10/31/2019	
446	10/18/2019	Western States Electrical Construction	\$7,571.00	1059	Printed	Expense	<input checked="" type="checkbox"/>	10/31/2019	
447	10/18/2019	XEROX CAPITAL SERVICES	\$819.91	1059	Printed	Expense	<input checked="" type="checkbox"/>	10/31/2019	
448	10/25/2019	OBTESHKA, TERRY L	\$292.38	4	Printed	Payroll	<input checked="" type="checkbox"/>	10/31/2019	
449	10/25/2019	Ulstad, Martin John	\$176.63	4	Printed	Payroll	<input checked="" type="checkbox"/>	10/31/2019	
450	10/25/2019	BILDER, MATTHEW TYLER	\$3,220.22	4	Printed	Payroll	<input checked="" type="checkbox"/>	10/31/2019	
451	10/25/2019	GENTLE, JENNIFER	\$3,859.27	4	Printed	Payroll	<input checked="" type="checkbox"/>	10/31/2019	
452	10/25/2019	MOLINE, MARGARET L	\$986.73	4	Printed	Payroll	<input checked="" type="checkbox"/>	10/31/2019	
453	10/25/2019	ROBERTS, XUEMEI	\$1,125.24	4	Printed	Payroll	<input checked="" type="checkbox"/>	10/31/2019	
454	10/25/2019	MEIER, RUTH A	\$914.91	4	Printed	Payroll	<input checked="" type="checkbox"/>	10/31/2019	
455	10/25/2019	Turner, Christy	\$199.07	4	Printed	Payroll	<input type="checkbox"/>		
456	10/25/2019	Ray Klein Inc.	\$847.13	1070	Printed	Payroll Ded	<input checked="" type="checkbox"/>	10/31/2019	
458	10/25/2019	JOHNSON, CASEY	\$3,215.91	5	Printed	Payroll	<input checked="" type="checkbox"/>	10/31/2019	

Total Amount: \$56,965.98

End of Report

Eddyville Charter School, Inc.

Student Activities Summary Report

Fiscal Year: 2019-2020

From: 7/1/2019

To: 6/30/2020

Print Detail

Page Break by Activity

Exclude Encumbrances

Reverse Signs

Subtotal By Journal

	Range Beg. Balance	Range Revenue	Range Expenditures	Balance	Encumbrances	Available Balance
703 Classroom Supplies	.00	1,480.00	(60.00)	1,420.00	.00	1,420.00
704 Locker Fee	813.73	435.00	.00	1,248.73	.00	1,248.73
716 MS/HS Field Trip (6-12)	911.35	.00	.00	911.35	(661.50)	249.85
719 Activities Bus	85.00	40.00	.00	125.00	.00	125.00
720 Elem Athletics	898.22	240.00	.00	1,138.22	(62.37)	1,075.85
721 Boys BB	1,163.52	106.00	.00	1,269.52	.00	1,269.52
722 Girls BB	54.48	.00	.00	54.48	.00	54.48
724 VB	3,883.94	1,627.00	(4,035.00)	1,475.94	.00	1,475.94
725 Track	755.21	.00	.00	755.21	.00	755.21
727 Cheer	349.05	3,324.00	(1,631.21)	2,041.84	.00	2,041.84
728 Gate Receipts	.00	503.75	.00	503.75	.00	503.75
729 Pay to Play	.00	4,500.00	.00	4,500.00	.00	4,500.00
730 Football	511.91	479.15	.00	991.06	.00	991.06
748 PE Locker/Towel Fee 6-12	.00	690.00	.00	690.00	.00	690.00
749 Technology Fee	.00	1,600.00	(30.00)	1,570.00	.00	1,570.00
750 Art	16.05	.00	.00	16.05	.00	16.05
751 Drumming	129.03	.00	.00	129.03	.00	129.03
752 Hobby Hour	128.47	.00	.00	128.47	.00	128.47
754 Yearbook/Annual	586.12	.00	.00	586.12	.00	586.12
755 Concessions	573.26	.00	.00	573.26	.00	573.26
756 Foods	568.23	.00	.00	568.23	.00	568.23
757 Horticulture	2,249.55	.00	.00	2,249.55	.00	2,249.55
760 PAADA/OHANA	4,578.83	33.00	(20.95)	4,590.88	.00	4,590.88

Eddyville Charter School, Inc.

Student Activities Summary Report

Fiscal Year: 2019-2020

From: 7/1/2019

To: 6/30/2020

Print Detail

Page Break by Activity

Exclude Encumbrances

Reverse Signs

Subtotal By Journal

	Range Beg. Balance	Range Revenue	Range Expenditures	Balance	Encumbrances	Available Balance
761 Student Incentives	917.65	86.86	(186.88)	817.63	.00	817.63
763 BLM	1,261.61	.00	(249.00)	1,012.61	.00	1,012.61
764 Drama	391.00	.00	.00	391.00	.00	391.00
765 Leadership	1,180.23	790.00	(299.95)	1,670.28	.00	1,670.28
766 EMR	70.00	.00	.00	70.00	.00	70.00
778 Sixth/Seventh/Eighth Grade	159.99	.00	.00	159.99	.00	159.99
779 Elementary General	1,219.17	3,550.00	(2,073.70)	2,695.47	.00	2,695.47
780 Kindergarten	1,461.32	.00	.00	1,461.32	.00	1,461.32
781 First Grade	1,718.58	.00	(222.45)	1,496.13	(100.00)	1,396.13
782 Second Grade	1,698.64	.00	(174.95)	1,523.69	.00	1,523.69
783 Third Grade	429.72	.00	(174.95)	254.77	.00	254.77
784 Fourth Grade	1,495.88	.00	(304.50)	1,191.38	.00	1,191.38
785 Fifth Grade	193.19	.00	.00	193.19	.00	193.19
787 Class of 2022	3,359.79	394.00	(193.02)	3,560.77	(138.20)	3,422.57
788 Class of 2021	402.00	977.65	(416.50)	963.15	(100.00)	863.15
789 Class of 2020	356.76	.00	.00	356.76	.00	356.76
790 Class of 2019	362.34	.00	.00	362.34	.00	362.34
800 Class of 2023	106.68	.00	.00	106.68	.00	106.68
GRAND TOTALS	35,040.50	20,856.41	(10,073.06)	45,823.85	(1,062.07)	44,761.78

End of Report

Eddyville Charter School, Inc.

Reprint Check Listing

Fiscal Year: 2019-2020

Criteria:

Bank Account: OR State CU - Student Body Checking
618680-8001

From Date: 10/01/2019

To Date: 10/31/2019

From Check:

To Check:

From Voucher:

To Voucher:

Account: 618680-8001

Check Number	Date	Payee	Amount	Voucher	Status	Type	Cleared?	Clear Date	Void Date
64	10/07/2019	Adamson, Tess	\$60.00	1053	Printed	Expense	<input checked="" type="checkbox"/>	10/31/2019	
65	10/07/2019	AMAZON.COM	\$118.84	1053	Printed	Expense	<input checked="" type="checkbox"/>	10/31/2019	
66	10/07/2019	IDEA PRINTWORKS	\$349.70	1053	Printed	Expense	<input checked="" type="checkbox"/>	10/31/2019	
67	10/07/2019	LEARNING A-Z	\$524.85	1053	Printed	Expense	<input checked="" type="checkbox"/>	10/31/2019	
68	10/07/2019	Spriggs, Karri	\$30.00	1053	Printed	Expense	<input type="checkbox"/>		
69	10/07/2019	VARSITY SPIRIT	\$236.50	1053	Printed	Expense	<input checked="" type="checkbox"/>	10/31/2019	
70	10/18/2019	AMAZON.COM	\$35.97	1060	Printed	Expense	<input checked="" type="checkbox"/>	10/31/2019	
71	10/18/2019	KRISPY KREME	\$416.50	1060	Printed	Expense	<input type="checkbox"/>		
72	10/18/2019	PIONEER PRINTING, INC.	\$44.00	1060	Printed	Expense	<input checked="" type="checkbox"/>	10/31/2019	

Total Amount: \$1,816.36

End of Report

Administrative Report
November 2019

Academic

✈ Enrollment 215

- K-5: 95
- 6-12: 120
- Waitlist: 4

✈ *Quarter 1 finished strong and conferences were well attended. Numerous group conferences were held as a result of meaningful SST meetings our staff have scheduled monthly to track student progress and barriers to success within the MTSS model.*

✈ *State report cards have been published. ECS shows that last year our regular attenders had dropped to 68% but we are holding above 80% so far this year. Graduation rates are at 100% and five year completion was up 5% to 94%. Class sizes are increasing largely, as well.*

- *Detailed reports indicate an ELA level 2 achievement, but the ELA growth is at a level 4 for all students and economically disadvantaged. Math is still at a level 2 and growth at a level 2, which is up from the previous year. With our new curriculum adoption and PD in both categories, I am confident these numbers will continue to rise to level 2-3 and growth of levels 3 and 4. Our on track, four-year cohort and five-year completions are levels 4, 5, and 3, respectively. This is excellent news and a great trajectory. ECS staff and students are making great progress.*
- *We need to allocate more resources and focus on our students with disabilities and our Hispanic/Latino population as their growth and achievement in math are low at level 1 and it is not acceptable. We are addressing these areas as a team.*

✈ *CTE programs continue to build; Manufacturing received a \$1000 grant to purchase a wood lathe and materials from a local business partner. Coffee business received their 4-port espresso machine from Dutch Bros., coffee contract from Elk City Roasters and the shop is being remodeled and ready for inspection in the near future.*

- *Greg and I met with Debby from MVEC and have been communication with ODE to apply for the CTE Revitalization grant. This could be a year out, but we also have access to another Perkins grant that will be written and submitted in 2020. This will be used (of awarded) to update and replace the final outdated machines in the shop.*
- *Horticulture continues to expand and develop new projects as well. Chickens are still in the planning phase and they were a part of the historic cemetery revitalization plan and received rave reviews from the coordinator of that project.*

✈ *The weight room upgrade and remodel grant was received and Gus, Mike, Mark, and Dawna have been working hard to remove old broken machines and equipment, replace damaged siding and ceiling holes. Equipment and stable supportive flooring are the first to be delivered and that will be next week. Free weights and stands will follow, and the large customized equipment will delivered in January. Our PE weight*

training and fitness programs and all athletics programs will greatly benefit from this addition. Our culinary class made cookies as a thank you for this grant/donation.

- ✈ Health curriculum has been purchased for our K-8 programs. It is called the The Great Body Shop and is used by many Oregon schools. It is aligned to CCSS and a popular choice among staff and students collectively.
- ✈ Betsy has also been coordinating services and partners toward a successful development of our student based health center. We have a lot of work to do, but as of now, we have met with a rep from Lincoln County Health and we are in the process of contracting with them to be included in HRSA and FQHC grants. The goal is a VFC program where Betsy conducts RN work and we have a partner coordinating monthly services in the realm of WCC and prescribing authority. We are working on those details and partnerships currently.
 - *Betsy and I just received the Healthy Teens Survey results and are working through that data to best serve our students' needs and educate on healthy and preventative practices. It is over 100 pages of data so my goal is to complete by winter break and have a plan in place for services offered and presentations designed for instruction as we start the 2020 part of our academic year.*
- ✈ Debby is handing over all college and career readiness/ASPIRE responsibilities and SAT/PSAT/ACT/ASVAB testing to Jill Whisler. Jill is an excellent person for this role and has already been so active in promoting these to our students while Debby was out with her injury. Both staff are doing incredible work to invite guest speakers, college and trade spokespersons, and professionals to our school. They are coordinating college visits, facilitating the senior capstone project, and preparing our kids for their post-secondary endeavors. Several kids are enrolled in CNA 2 and Hazmat training opportunities to date.
- ✈ We have a new volunteer this year who is also a teacher. She is being registered with our charter through TSPC, currently. She also has offered to bring music to our school for all levels. Dani and I have met with her, looked through her goals and performing arts plans for our students, and we couldn't be more excited. She will begin next week, teaching multiple components of music and performing arts to k-5 for an hour a week/per group, and working with our secondary students during 7th period. A winter/holiday program will happen this year and is set for Wed. December 18th. Many students, staff, and community members will be thrilled to learn that music is coming to ECS again.
- ✈ PAADA continues to work in partnership with our school to bring K-12 into consistent restorative practices. Instructional Assistants will now be receiving a specialized training this month and restorative circles will begin in the classrooms.
- ✈ Our Indian Education students and extended ECS students and staff attended a Powwow at Siletz this week. It was an incredible cultural experience and bonding time for all of LCSD.

- ✈ All staff were trained and certified through ARC for First Aid and CPR last week. Toledo Fire Dept. donated the adult and infant/toddler size dummies for our training as well. Missy and Dawna graciously made the staff soup and bread for dinner and this brings our entire staff current.
- ✈ We now have a performance checklist for our Type 20 drivers and that is all neatly organized for our drivers. We plan to have multiple refresher trainings throughout the year. That schedule is being developed.
- ✈ First Student Bus competition is underway. Drivers are completing a rating daily and I take the best-behaved bus each week to reward with an extra 10-minute recess and or treat. The winning bus for the entire month will receive a pizza or ice cream party on Tuesday before Thanksgiving break. The kids are super excited and for most bus reports, the behaviors have improved.
- ✈ I have met with Sue Graves at LCSD to review our Seismic grant application from two years ago. Many components were inaccurate and or missing. I have a long list of updates and additions. The first to be completed are our official designation and partnership with American Red Cross, as an ID'd shelter site. That has been approved. I have reached out to LC's NHPM leaders to coordinate our eligibility. I will need to develop a plan but it looks promising. Other items are me reaching out to local legislators, law enforcement, and emergency management partners to receive their official letters of support for our need. I am also working with Debby and all of her OHANA work in securing the SPIRE grant, emergency buckets and room supplies. This information will be useful in this plan. It is due January 17 and awards are announced late April.
- ✈ We have a long list of construction companies we have contacted for a bid on our column work, roofing and siding repair. Gerding Construction is the one we have a bid from and we are awaiting DSL's. Due to the high degree of need, we are moving forward with scheduling the column repair.
 - Gus and I have met and prioritized the following projects to be handled over the next 5 years:
 1. Column replacement/repair
 2. Gym Siding
 3. New roof on main building
 4. New siding and repair on the rest of the building
- ✈ Our kitchen freezer broke and \$600 in repair parts have been ordered through Coastal Refrigeration
- ✈ Nov. 11th Water Damage
 - Faucet was turned on and the sink plugged which drained our tanks and water supply over the long weekend. Room 57 was flooded. ServePro has been hired to secure and clean/repair the room, insurance claim submitted and approved, and asbestos samples sent out. With results in a week, ServePro will then begin the repair and restoration process.
 - 2nd grade has been placed in 5th grade classroom and 5th has moved to the stage for this timeframe.

- 3500 gallons of water delivered by New Day and Thompson
 - New protocol with zero water = no school as it takes too much time to ensure water supply and proper sustainability with our well and pump system.
 - Gus is looking into a remote water monitor system, which operates off Wi-Fi. We are checking signals and may have to install one additional access point, but this would prevent weekend issues leading to a school cancellation in the future.
- ✈ Western States recently installed the cadet heaters in our counselor's office, the main office, and the hood fan light in the woodshop. They also are working on an estimate for the transfer switch so Debby can submit the final grant piece for our generator to fully function.
- ✈ Our audit and financial report are complete. All ggo and audit questions have been submitted. You will receive a copy of the report at the meeting. There is also a copy on file in the office.



BSN SPORTS

VIRTUAL PROOF

ARTWORK

EDDYVILLE

EAGLES

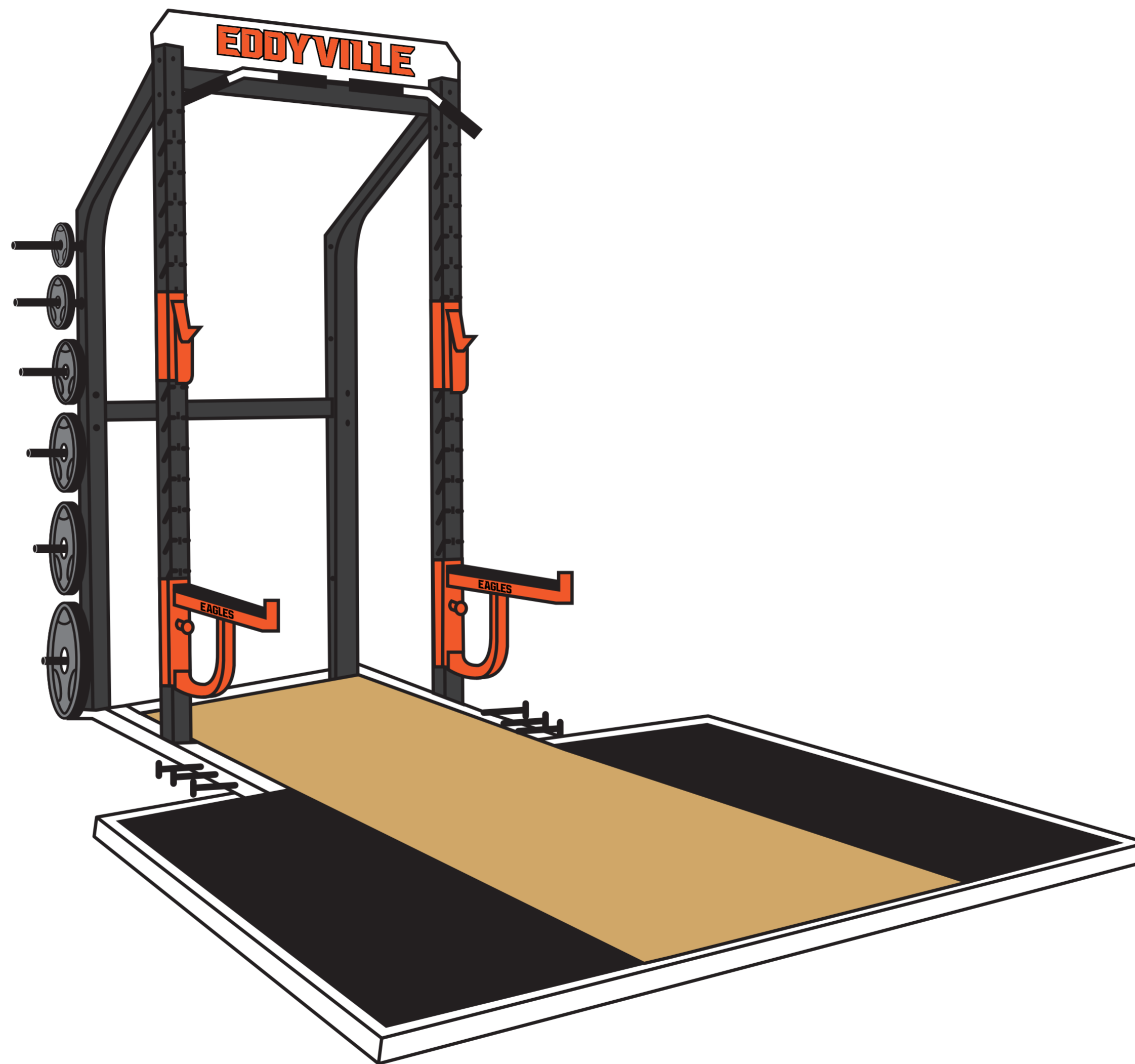
INK COLORS

■ VICTORY BLACK

■ VICTORY ORANGE 172

DATE: 10/23/2019

CUSTOMER NAME: CUSTOM HALF RACK



DATE: 10/23/2019

CUSTOMER NAME: Custom Bench



BSN SPORTS

VIRTUAL PROOF

ARTWORK




INK COLORS

VICTORY WHITE

VICTORY BLACK


VICTORY ORANGE 172






APPROXIMATION OF FLOOR AND PLANNING AREA

Floor Plan measurements are approximate and are for illustrative purposes only. While we do not doubt the floor plans accuracy, we make no guarantee, warranty or representation as to the accuracy and completeness of the floor plan. You or your advisors should conduct a careful, independent investigation of the property to determine to your satisfaction as to the suitability of the property for your space requirements.




APPROXIMATION OF FLOOR AND PLANNING AREA

Floor Plan measurements are approximate and are for illustrative purposes only. While we do not doubt the floor plans accuracy, we make no guarantee, warranty or representation as to the accuracy and completeness of the floor plan. You or your advisors should conduct a careful, independent investigation of the property to determine to your satisfaction as to the suitability of the property for your space requirements.



APPROXIMATION OF FLOOR AND PLANNING AREA

Floor Plan measurements are approximate and are for illustrative purposes only. While we do not doubt the floor plans accuracy, we make no guarantee, warranty or representation as to the accuracy and completeness of the floor plan. You or your advisors should conduct a careful, independent investigation of the property to determine to your satisfaction as to the suitability of the property for your space requirements.



APPROXIMATION OF FLOOR AND PLANNING AREA

Floor Plan measurements are approximate and are for illustrative purposes only. While we do not doubt the floor plans accuracy, we make no guarantee, warranty or representation as to the accuracy and completeness of the floor plan. You or your advisors should conduct a careful, independent investigation of the property to determine to your satisfaction as to the suitability of the property for your space requirements.



APPROXIMATION OF FLOOR AND PLANNING AREA

Floor Plan measurements are approximate and are for illustrative purposes only. While we do not doubt the floor plans accuracy, we make no guarantee, warranty or representation as to the accuracy and completeness of the floor plan. You or your advisors should conduct a careful, independent investigation of the property to determine to your satisfaction as to the suitability of the property for your space requirements.




OREGON AT-A-GLANCE SCHOOL PROFILE

Eddyville Charter School

PRINCIPAL: Stacy Knudson | GRADES: K-12 | 1 Eddyville School Rd, Eddyville 97343 | 541-875-2942




Students We Serve




DEMOGRAPHICS


American Indian/Alaska Native




Asian




Black/African American




Hispanic/Latino



Multiracial



Native Hawaiian/Pacific Islander



White



*



2

Ever English Learners

Languages Spoken

10%

91%

>95%

Students with Disabilities

Required Vaccinations

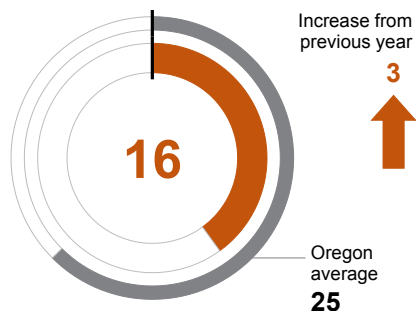
Free/Reduced Price Lunch

*<10 students or data unavailable

School Environment

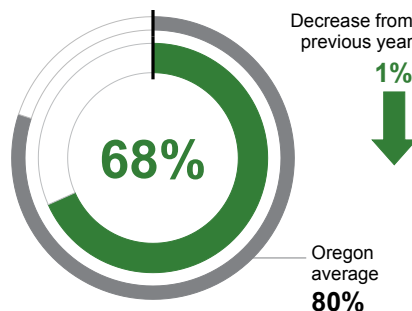
CLASS SIZE

Median size of classes in core subjects.



REGULAR ATTENDERS

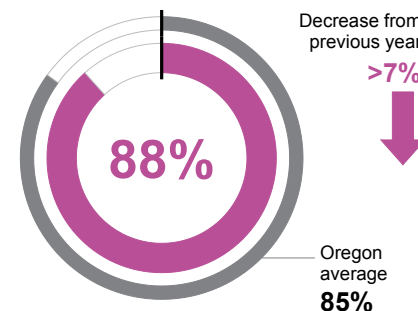
Students who attended more than 90% of their enrolled school days.



Academic Progress

ON-TRACK TO GRADUATE

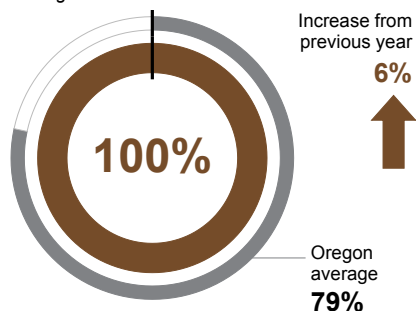
Students earning one-quarter of graduation credits in their 9th grade year.



Academic Success

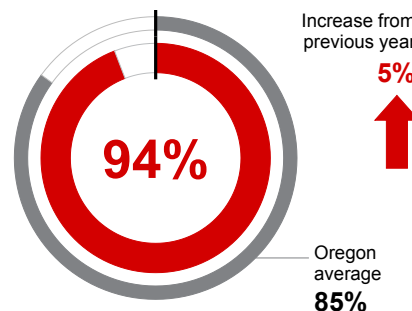
ON-TIME GRADUATION

Students earning a diploma within four years. Cohort includes students who were first-time ninth graders in 2014-15.



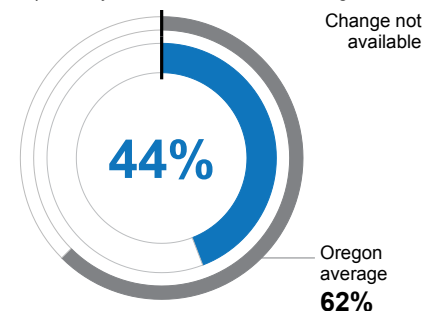
FIVE-YEAR COMPLETION

Students earning a high school diploma or GED within five years.



COLLEGE GOING

Students enrolling in a two or four year college within one year of completing high school, as reported by the National Student Clearinghouse.



School Goals

ECS strives to promote student success by offering a safe and healthy learning environment which nurtures, inspires, and challenges all students through our SOAR philosophy. Through our SOAR behavior and attendance initiatives, we are fostering a culture of hard work, perseverance, and high expectations essential for developing well-rounded and successful individuals. ECS strives to graduate 100% of its students and develop a post-secondary plan, increase math and reading levels by 15% annually, and increase our attendance rate to 90%.

State Goals

The Oregon Department of Education is partnering with school districts and local communities to ensure a 90% on-time, four year graduation rate by 2025. To progress toward this goal, the state will prioritize efforts to improve attendance, provide a well-rounded education, invest in implementing culturally responsive practices, and promote continuous improvement to close opportunity and achievement gaps for historically and currently underserved students.

Safe & Welcoming Environment

ECS strives to create an environment that is welcoming, safe, inclusive and inspiring for all students, parents/guardians, and the community. We host monthly reading sessions for family and friends to read with students. ECS's Booster Club supports athletic and academic events, we are developing local partnerships in health services and business and colleges, and community members celebrate our students' successes at monthly awards ceremonies. ECS continues to build on K-12 social and emotional learning curriculum and expand our restorative practices from high school to k-12 to foster a healthy climate for all students and staff.



OREGON AT-A-GLANCE SCHOOL PROFILE CONTINUED

Eddyville Charter School

PRINCIPAL: Stacy Knudson | GRADES: K-12 | 1 Eddyville School Rd, Eddyville 97343 | 541-875-2942

2018-19

Our Staff (rounded FTE)



14

Teachers



1

Educational assistants



0

Counselors



34%

Average teacher turnover rate



60%

% of licensed teachers with more than 3 years of experience



No

Same principal in the last 3 years

Outcomes

	REGULAR ATTENDERS	ON-TRACK TO GRADUATE	ON-TIME GRADUATION
American Indian/Alaska Native	<10 students or data unavailable	<10 students or data unavailable	<10 students or data unavailable
Asian	<10 students or data unavailable	<10 students or data unavailable	<10 students or data unavailable
Black/African American	<10 students or data unavailable	<10 students or data unavailable	<10 students or data unavailable
Hispanic/Latino	77%	<10 students or data unavailable	<10 students or data unavailable
Multiracial	38%	<10 students or data unavailable	<10 students or data unavailable
Native Hawaiian/Pacific Islander	<10 students or data unavailable	<10 students or data unavailable	<10 students or data unavailable
White	70%	85%	100%
Free/Reduced Price Lunch	68%	88%	100%
Ever English Learner	<10 students or data unavailable	<10 students or data unavailable	Data not available
Students with Disabilities	61%	<10 students or data unavailable	100%
Migrant	<10 students or data unavailable	<10 students or data unavailable	<10 students or data unavailable
Talented and Gifted	<10 students or data unavailable	<10 students or data unavailable	<10 students or data unavailable
Female	70%	<10 students or data unavailable	100%
Male	67%	80%	100%
Non-Binary	<10 students or data unavailable	Coming in 2019-20	Coming in 2019-20

About Our School

ADVANCED COURSEWORK

ECS offers AP English and Writing 121 for dual credit. We also offer an anatomy course in partnership with OPAHEC. Our school offers the following advanced language courses online: French, Latin, Spanish, German, and Chinese. We offer Chinese, French, and Spanish on campus. We also offer CG 100 College Success for dual-enrollment through the local community college as well as access to CNA 1 and CNA 2 certification.

CAREER & TECHNICAL EDUCATION

ECS offers a variety of CTE courses enhancing students' core skills: Culinary Arts/Sewing, Woodshop, Welding, Horticulture, Ag. Sciences and Forestry, Sports Media, College-Career Readiness (Oregon CIS-Career Fair), Business Entrepreneurship, ASPIRE, SOAR, Robotics, Computer Apps/Technology (7th-9th grade), digital media, and Interpersonal Communication.

EXTRACURRICULAR ACTIVITIES

ECS offers the following academic focused extra-curricular activities: OHANA (restorative justice), Leadership, Student Council, Drama, Archery and Indian Education. We also offer the following OSAA and club sports: Football, Volleyball, Basketball, Cheer, Cross Country, Track, Softball, Baseball, Co-op Soccer, 4-H Marksmanship, Chess Club and Archery.

PARENT & COMMUNITY ENGAGEMENT

ECS engages parents and community by hosting a variety of events: Open House & Ice Cream Social, Freshman Orientation, Homecoming, Awards Ceremonies, Senior Business Night, FAFSA/College Readiness Night, Math Curriculum Night, Spring Fling, Booster Club Fun Day, Food Hero healthy eating and cooking classes, elementary choir programs, and drama productions.

2018-19 ESSA Accountability Details Report

Public Version - October 17, 2019

District: Lincoln County SD

School: Eddyville Charter School

The Accountability Details Report displays the data for indicators used by the accountability system to identify schools for comprehensive or targeted supports as required by Oregon's State Plan under the Every Student Succeeds Act (ESSA). The accountability system uses six indicators for elementary and middle schools. These indicators include English language arts (ELA) Achievement and Growth, Mathematics Achievement and Growth, Regular Attenders, and On Track to English language proficiency (ELP). For more information concerning indicators and their definitions and calculations, please refer to the [Report Card Policy and Technical Manual](#). Arrows (up ↑ or down ↓) indicate the change in the rating level of the indicator from the previous year.

Indicator Ratings Table

Student Group	ESSA Supports	ELA Achievement	ELA Growth	Math Achievement	Math Growth	Regular Attenders	On Track to ELP	9th Grade On-Track	Four-Year Cohort	Five-Year Complete
All Students	Not Identified	Level 2	Level 4 ↑	Level 2	Level 2 ↑	Level 1	Not Rated	Level 4 ↑	Level 5 ↑	Level 3 ↑
Economically Disadvantaged	Not Identified	Level 2	Level 4 ↑	Level 2	Level 2 ↑	Level 2* ↑		Level 4 ↑	Level 5 ↑	Level 4 ↑
English Learners	Not Identified	Not Rated	Not Rated	Not Rated	Not Rated	Not Rated	Not Rated	Not Rated	Not Rated	Not Rated
Students with Disabilities	Not Identified	Level 2*	Not Rated	Level 1 ↓	Level 1	Not Rated		Not Rated	Not Rated	Not Rated
Underserved Race/Ethnicity	Targeted	Level 1 ↓	Level 2	Level 1 ↓	Level 3	Level 1		Not Rated	Not Rated	Not Rated
American Indian/Alaska Native	Not Identified	Not Rated	Not Rated	Not Rated	Not Rated	Not Rated		Not Rated	Not Rated	Not Rated
Native Hawaiian/Pacific Islander	Not Identified	Not Rated	Not Rated	Not Rated	Not Rated	Not Rated		Not Rated	Not Rated	Not Rated
Black/African American	Not Identified	Not Rated	Not Rated	Not Rated	Not Rated	Not Rated		Not Rated	Not Rated	Not Rated
Hispanic/Latino	Not Identified	Level 1	Not Rated	Level 1 ↓	Level 1 ↓	Level 1		Not Rated	Not Rated	Not Rated
Asian	Not Identified	Not Rated	Not Rated	Not Rated	Not Rated	Not Rated		Not Rated	Not Rated	Not Rated
White	Not Identified	Level 2	Level 4 ↑	Level 2	Level 2 ↑	Level 1		Level 4 ↑	Level 4	Level 3 ↑
Multi-racial	Not Identified	Level 2	Not Rated	Level 1	Not Rated	Not Rated		Not Rated	Not Rated	Not Rated

Suggested Level of Support for 1819: **Targeted**

Suggested Level of Support for 1718: **Targeted**

Met ELA and Math Participation target (95%) for all student groups: **No** (details on pages 4 and 7)

Received Title I Funds in 2018-19: **No**

Please note the following:

- Indicator ratings that display 'Not Rated' refer to student groups that do not meet the minimum n-size to receive a rating.
- The English learner student group has different inclusion rules for particular indicators. The On Track to ELP, 9th Grade On-Track, and Regular Attenders indicators include current year English learners only. The ELA and Mathematics Achievement, Growth, and Assessment Participation indicators include current year English learners as well as monitored English learners (four years). The Graduation and Completer indicators include students who were English learners at any time during high school.
- The Underserved Race/Ethnicity student group consists of the following racial/ethnic groups: American Indian/Alaska Native, Black/African American, Hispanic/Latino, and Native Hawaiian/Pacific Islander.
- The Underserved Race/Ethnicity group is eligible to be identified for targeted improvement only when none of the four student groups that comprise it have sufficient data to be considered for identification.

English Language Arts Academic Achievement Details

District: Lincoln County SD

School: Eddyville Charter School

The English Language Arts (ELA) Achievement indicator displays the percentage of students who are meeting the ELA achievement standard, the adjusted denominator, and the corresponding rating for each student group. The data table shows three years of data, a three-year average, and the applied rate (i.e., the higher of the current year value or the three-year average after meeting the minimum n-size of 20). '*' means data was hidden to protect student confidentiality and 'Not Rated' refers to student groups that do not meet the minimum n-size to receive a rating.

English Language Arts Achievement Level	Cut
Level 5	80
Level 4	67
Level 3	54
Level 2	33
Level 1	<33

State Long Term Goal: 80%

Student Group	2016-17	2017-18	2018-19	3-year Average	Rated on	Level
All Students - Percent	46.5	38.0	24.0	36.4	3-year Average	Level 2
All Students - Adjusted Denominator	101	100	104	302		
Economically Disadvantaged - Percent	46.5	38.0	24.0	36.4	3-year Average	Level 2
Economically Disadvantaged - Adjusted Denominator	101	100	104	302		
English Learners - Percent	*	*	*	*	Not Rated	Not Rated
English Learners - Adjusted Denominator	*	*	*	*		
Students with Disabilities - Percent	30.0	<5	9.1	12.5	3-year Average	Level 2*
Students with Disabilities - Adjusted Denominator	10	*	11	*		
American Indian/Alaska Native - Percent	*	*	*	29.4	Not Rated	Not Rated
American Indian/Alaska Native - Adjusted Denominator	*	*	*	*		
Black/African American - Percent	*	*	*	*	Not Rated	Not Rated
Black/African American - Adjusted Denominator	*	*	*	*		
Hispanic/Latino - Percent	16.7	15.4	*	12.9	3-year Average	Level 1
Hispanic/Latino - Adjusted Denominator	12	13	*	*		
Native Hawaiian/Pacific Islander - Percent	*	*	*	*	Not Rated	Not Rated
Native Hawaiian/Pacific Islander - Adjusted Denominator	*	*	*	*		
Underserved Race/Ethnicity - Percent	22.2	27.8	<5	19.1	3-year Average	Level 1
Underserved Race/Ethnicity - Adjusted Denominator	18	18	*	*		
Asian - Percent	*	*	*	*	Not Rated	Not Rated
Asian - Adjusted Denominator	*	*	*	*		
White - Percent	49.4	41.9	27.2	39.6	3-year Average	Level 2
White - Adjusted Denominator	77	74	81	230		
Multi-racial - Percent	*	*	27.3	37.0	3-year Average	Level 2
Multi-racial - Adjusted Denominator	*	*	11	*		

Note: An * next to Level 2 indicates that, although the student group did not meet the Level 2 cut for this indicator, this student group is not in the lowest ten percent of schools in Oregon.

English Language Arts Academic Growth Details

District: Lincoln County SD

School: Eddyville Charter School

The English Language Arts (ELA) Growth indicator displays the median growth percentile, the count of students with growth percentiles, and the corresponding rating for each student group. The data table shows three years of data, a three-year average, and the applied rate (i.e., the higher of the current year value or the three-year average after meeting the minimum n-size of 20). ‘*’ means data was hidden to protect student confidentiality and ‘Not Rated’ refers to student groups that do not meet the minimum n-size to receive a rating.

English Language Arts Growth Level	Cut
Level 5	60
Level 4	55
Level 3	45
Level 2	40
Level 1	<40

Student Group	2016-17	2017-18	2018-19	3-year Average	Rated on	Level
All Students - Median	55.0	43.0	57.0	50.5	2018-19 Rate	Level 4
All Students - Denominator	61	75	22	158		
Economically Disadvantaged - Median	55.0	43.0	57.0	50.5	2018-19 Rate	Level 4
Economically Disadvantaged - Denominator	61	75	22	158		
English Learners - Median	*	*	*	*	Not Rated	Not Rated
English Learners - Denominator	*	*	*	*		
Students with Disabilities - Median	*	*	*	34.0	Not Rated	Not Rated
Students with Disabilities - Denominator	*	*	*	*		
American Indian/Alaska Native - Median	*	*	*	*	Not Rated	Not Rated
American Indian/Alaska Native - Denominator	*	*	*	*		
Black/African American - Median	*	*	*	*	Not Rated	Not Rated
Black/African American - Denominator	*	*	*	*		
Hispanic/Latino - Median	*	*	*	44.0	Not Rated	Not Rated
Hispanic/Latino - Denominator	*	*	*	*		
Native Hawaiian/Pacific Islander - Median	*	*	*	*	Not Rated	Not Rated
Native Hawaiian/Pacific Islander - Denominator	*	*	*	*		
Underserved Race/Ethnicity - Median	56.5	41.0	*	44.0	3-year Average	Level 2
Underserved Race/Ethnicity - Denominator	10	11	*	*		
Asian - Median	*	*	*	*	Not Rated	Not Rated
Asian - Denominator	*	*	*	*		
White - Median	56.5	44.5	74.0	55.5	3-year Average	Level 4
White - Denominator	48	58	18	124		
Multi-racial - Median	*	*	*	34.0	Not Rated	Not Rated
Multi-racial - Denominator	*	*	*	*		

English Language Arts Participation Details

District: Lincoln County SD

School: Eddyville Charter School

All students in tested grades and enrolled on the first school day in May must take a statewide assessment. The data table displays the percentage of students who took a statewide assessment by school year and student group. The applied rate for the participation status is the higher of the current year value or the three-year average after meeting the minimum n-size of 20. 'Not Rated' means the student group did not meet minimum size requirements in order to receive a rating.

Participation Target: 94.5%

Student Group	2016-17	2017-18	2018-19	3-year Average	Status based on	Status
All Students - Percent	89.8	95.6	90.2	91.8	3-year Average	Not Met
All Students - Denominator	118	113	112	343		
Economically Disadvantaged - Percent	89.8	95.6	90.2	91.8	3-year Average	Not Met
Economically Disadvantaged - Denominator	118	113	112	343		
English Learners - Percent	100.0	100.0	100.0	100.0	Not Rated	Not Rated
English Learners - Denominator	4	2	1	7		
Students with Disabilities - Percent	90.0	78.6	72.7	80.0	3-year Average	Not Met
Students with Disabilities - Denominator	10	14	11	35		
American Indian/Alaska Native - Percent	70.0	100.0	83.3	81.8	3-year Average	Not Met
American Indian/Alaska Native - Denominator	10	6	6	22		
Black/African American - Percent	--	--	--	--	Not Rated	Not Rated
Black/African American - Denominator	0	0	0	0		
Hispanic/Latino - Percent	100.0	92.3	77.8	91.2	3-year Average	Not Met
Hispanic/Latino - Denominator	12	13	9	34		
Native Hawaiian/Pacific Islander - Percent	--	--	--	--	Not Rated	Not Rated
Native Hawaiian/Pacific Islander - Denominator	0	0	0	0		
Underserved Race/Ethnicity - Percent	86.4	94.7	80.0	87.5	3-year Average	Not Met
Underserved Race/Ethnicity - Denominator	22	19	15	56		
Asian - Percent	--	--	--	--	Not Rated	Not Rated
Asian - Denominator	0	0	0	0		
White - Percent	89.9	95.2	90.7	91.9	3-year Average	Not Met
White - Denominator	89	84	86	259		
Multi-racial - Percent	100.0	100.0	100.0	100.0	3-year Average	Met
Multi-racial - Denominator	7	10	11	28		

Mathematics Academic Achievement Details

District: Lincoln County SD

School: Eddyville Charter School

The Mathematics Achievement indicator displays the percentage of students who are meeting the mathematics achievement standard, the adjusted denominator, and the corresponding rating for each student group. The data table shows three years of data, a three-year average, and the applied rate (i.e., the higher of the current year value or the three-year average after meeting the minimum n-size of 20). '*' means data was hidden to protect student confidentiality and 'Not Rated' refers to student groups that do not meet the minimum n-size to receive a rating.

Mathematics Achievement Level	Cut
Level 5	80
Level 4	62
Level 3	43
Level 2	21
Level 1	<21

State Long Term Goal: 80%

Student Group	2016-17	2017-18	2018-19	3-year Average	Rated on	Level
All Students - Percent	21.8	23.2	21.2	22.2	3-year Average	Level 2
All Students - Adjusted Denominator	101	99	104	302		
Economically Disadvantaged - Percent	21.8	23.2	21.2	22.2	3-year Average	Level 2
Economically Disadvantaged - Adjusted Denominator	101	99	104	302		
English Learners - Percent	*	*	*	*	Not Rated	Not Rated
English Learners - Adjusted Denominator	*	*	*	*		
Students with Disabilities - Percent	<5	<5	<5	<5	3-year Average	Level 1
Students with Disabilities - Adjusted Denominator	*	*	*	*		
American Indian/Alaska Native - Percent	*	*	*	11.8	Not Rated	Not Rated
American Indian/Alaska Native - Adjusted Denominator	*	*	*	*		
Black/African American - Percent	*	*	*	*	Not Rated	Not Rated
Black/African American - Adjusted Denominator	*	*	*	*		
Hispanic/Latino - Percent	8.3	7.7	*	6.5	3-year Average	Level 1
Hispanic/Latino - Adjusted Denominator	12	13	*	*		
Native Hawaiian/Pacific Islander - Percent	*	*	*	*	Not Rated	Not Rated
Native Hawaiian/Pacific Islander - Adjusted Denominator	*	*	*	*		
Underserved Race/Ethnicity - Percent	5.6	11.1	7.7	8.5	3-year Average	Level 1
Underserved Race/Ethnicity - Adjusted Denominator	18	18	13	47		
Asian - Percent	*	*	*	*	Not Rated	Not Rated
Asian - Adjusted Denominator	*	*	*	*		
White - Percent	24.7	25.7	25.9	25.7	2018-19 Rate	Level 2
White - Adjusted Denominator	77	74	81	230		
Multi-racial - Percent	*	*	<5	14.8	3-year Average	Level 1
Multi-racial - Adjusted Denominator	*	*	*	*		

Note: An * next to Level 2 indicates that, although the student group did not meet the Level 2 cut for this indicator, this student group is not in the lowest ten percent of schools in Oregon.

Mathematics Academic Growth Details

District: Lincoln County SD

School: Eddyville Charter School

The Mathematics Growth indicator displays the median growth percentile, the count of students with growth percentiles, and the corresponding rating for each student group.

The data table shows three years of data, a three-year average, and the applied rate (i.e., the higher of the current year value or the three-year average after meeting the minimum n-size of 20). '*' means data was hidden to protect student confidentiality and 'Not Rated' refers to student groups that do not meet the minimum n-size to receive a rating.

Mathematics Growth Level	Cut
Level 5	60
Level 4	55
Level 3	45
Level 2	40
Level 1	<40

Student Group	2016-17	2017-18	2018-19	3-year Average	Rated on	Level
All Students - Median	53.0	32.5	42.0	40.0	2018-19 Rate	Level 2
All Students - Denominator	58	80	60	198		
Economically Disadvantaged - Median	53.0	32.5	42.0	40.0	2018-19 Rate	Level 2
Economically Disadvantaged - Denominator	58	80	60	198		
English Learners - Median	*	*	*	*	Not Rated	Not Rated
English Learners - Denominator	*	*	*	*		
Students with Disabilities - Median	*	*	*	22.5	3-year Average	Level 1
Students with Disabilities - Denominator	*	*	*	*		
American Indian/Alaska Native - Median	*	*	*	*	Not Rated	Not Rated
American Indian/Alaska Native - Denominator	*	*	*	*		
Black/African American - Median	*	*	*	*	Not Rated	Not Rated
Black/African American - Denominator	*	*	*	*		
Hispanic/Latino - Median	*	42.0	*	39.0	3-year Average	Level 1
Hispanic/Latino - Denominator	*	10	*	*		
Native Hawaiian/Pacific Islander - Median	*	*	*	*	Not Rated	Not Rated
Native Hawaiian/Pacific Islander - Denominator	*	*	*	*		
Underserved Race/Ethnicity - Median	53.0	42.0	*	46.0	3-year Average	Level 3
Underserved Race/Ethnicity - Denominator	11	14	*	*		
Asian - Median	*	*	*	*	Not Rated	Not Rated
Asian - Denominator	*	*	*	*		
White - Median	54.0	31.0	44.0	40.0	2018-19 Rate	Level 2
White - Denominator	44	60	49	153		
Multi-racial - Median	*	*	*	29.5	Not Rated	Not Rated
Multi-racial - Denominator	*	*	*	*		

Mathematics Participation Details

District: Lincoln County SD

School: Eddyville Charter School

All students in tested grades and enrolled on the first school day in May must take a statewide assessment. The data table displays the percentage of students who took a statewide assessment by school year and student group. The applied rate for the participation status is the higher of the current year value or the three-year average after meeting the minimum n-size of 20. 'Not Rated' means the student group did not meet minimum size requirements in order to receive a rating.

Participation Target: 94.5%

Student Group	2016-17	2017-18	2018-19	3-year Average	Status based on	Status
All Students - Percent	92.4	95.6	89.3	92.4	3-year Average	Not Met
All Students - Denominator	118	113	112	343		
Economically Disadvantaged - Percent	92.4	95.6	89.3	92.4	3-year Average	Not Met
Economically Disadvantaged - Denominator	118	113	112	343		
English Learners - Percent	100.0	100.0	100.0	100.0	Not Rated	Not Rated
English Learners - Denominator	4	2	1	7		
Students with Disabilities - Percent	90.0	85.7	81.8	85.7	3-year Average	Not Met
Students with Disabilities - Denominator	10	14	11	35		
American Indian/Alaska Native - Percent	70.0	100.0	83.3	81.8	3-year Average	Not Met
American Indian/Alaska Native - Denominator	10	6	6	22		
Black/African American - Percent	--	--	--	--	Not Rated	Not Rated
Black/African American - Denominator	0	0	0	0		
Hispanic/Latino - Percent	100.0	84.6	77.8	88.2	3-year Average	Not Met
Hispanic/Latino - Denominator	12	13	9	34		
Native Hawaiian/Pacific Islander - Percent	--	--	--	--	Not Rated	Not Rated
Native Hawaiian/Pacific Islander - Denominator	0	0	0	0		
Underserved Race/Ethnicity - Percent	86.4	89.5	80.0	85.7	3-year Average	Not Met
Underserved Race/Ethnicity - Denominator	22	19	15	56		
Asian - Percent	--	--	--	--	Not Rated	Not Rated
Asian - Denominator	0	0	0	0		
White - Percent	93.3	96.4	89.5	93.1	3-year Average	Not Met
White - Denominator	89	84	86	259		
Multi-racial - Percent	100.0	100.0	100.0	100.0	3-year Average	Met
Multi-racial - Denominator	7	10	11	28		

Regular Attenders Details

District: Lincoln County SD

School: Eddyville Charter School

The Regular Attenders indicator displays the percentage of students attending for more than 90 percent of their enrolled school days, the denominator, and the corresponding rating for each student group. The data table shows three years of data, a three-year average, and the applied rate (i.e., the higher of the current year value or the three-year average after meeting the minimum n-size of 20). '*' means data was hidden to protect student confidentiality and 'Not Rated' refers to student groups that do not meet the minimum n-size to receive a rating.

Regular Attenders Level	Cut
Level 5	93
Level 4	89
Level 3	85
Level 2	78
Level 1	<78

State Long Term Goal: 93%

Student Group	Grade Range	2016-17	2017-18	2018-19	3-year Average	Rated on	Level
All Students - Percent	K-5	76.5	66.3	74.7	72.6	2018-19 Rate	Level 1
All Students - Denominator		102	92	87	281		
Economically Disadvantaged - Percent	K-5	76.5	66.3	74.7	72.6	2018-19 Rate	Level 2*
Economically Disadvantaged - Denominator		102	92	87	281		
English Learners - Percent	K-5	*	*	*	*	Not Rated	Not Rated
English Learners - Denominator		*	*	*	*		
Students with Disabilities - Percent	K-5	*	*	*	75.0	Not Rated	Not Rated
Students with Disabilities - Denominator		*	*	*	*		
American Indian/Alaska Native - Percent	K-5	*	*	*	86.7	Not Rated	Not Rated
American Indian/Alaska Native - Denominator		*	*	*	*		
Black/African American - Percent	K-5	*	*	*	*	Not Rated	Not Rated
Black/African American - Denominator		*	*	*	*		
Hispanic/Latino - Percent	K-5	*	*	*	55.0	3-year Average	Level 1
Hispanic/Latino - Denominator		*	*	*	*		
Native Hawaiian/Pacific Islander - Percent	K-5	*	*	*	*	Not Rated	Not Rated
Native Hawaiian/Pacific Islander - Denominator		*	*	*	*		
Underserved Race/Ethnicity - Percent	K-5	71.4	58.3	*	68.6	3-year Average	Level 1
Underserved Race/Ethnicity - Denominator		14	12	*	*		
Asian - Percent	K-5	*	*	*	*	Not Rated	Not Rated
Asian - Denominator		*	*	*	*		
White - Percent	K-5	76.8	69.9	75.3	74.1	2018-19 Rate	Level 1
White - Denominator		82	73	73	228		
Multi-racial - Percent	K-5	*	*	*	61.1	Not Rated	Not Rated
Multi-racial - Denominator		*	*	*	*		

Note: An * next to Level 2 indicates that, although the student group did not meet the Level 2 cut for this indicator, this student group is not in the lowest ten percent of schools in Oregon.

On Track to English Language Proficiency (ELP) Details

District: Lincoln County SD

School: Eddyville Charter School

The On Track to English Language Proficiency (ELP) indicator displays the percentage of students who are on track to attain ELP, the denominator, and the corresponding rating for each student group. The data table shows three years of data, a three-year average, and the applied rate (i.e., the higher of the current year value or the three-year average after meeting the minimum n-size of 20). '*' means data was hidden to protect student confidentiality and 'Not Rated' refers to student groups that do not meet the minimum n-size to receive a rating.

On Track to ELP Level	Cut
Level 5	80
Level 4	68
Level 3	56
Level 2	32
Level 1	<32

State Long Term Goal: 80%

Student Group	2016-17	2017-18	2018-19	3-year Average	Rated on	Level
Current English Learners - Percent	*	*	*	*	Not Rated	Not Rated
Current English Learners - Denominator	*	*	*	*		

9th Grade On-Track Details

District: Lincoln County SD

School: Eddyville Charter School

The 9th Grade On-Track indicator displays the percentage of students on track to graduation, the denominator, and the corresponding rating for each student group. The data table shows three years of data, a three-year average, and the applied rate (i.e., the higher of the current year value or the three-year average after meeting the minimum n-size of 20). ‘**’ means data was hidden to protect student confidentiality and ‘Not Rated’ refers to student groups that do not meet the minimum n-size to receive a rating.

9th Grade On-Track Level	Cut
Level 5	95
Level 4	90
Level 3	84
Level 2	69
Level 1	<69

State Long Term Goal: 95%

Student Group	2016-17	2017-18	2018-19	3-year Average	Rated on	Level
All Students - Percent	87.5	>95	88.2	90.7	3-year Average	Level 4
All Students - Denominator	16	*	17	*		
Economically Disadvantaged - Percent	87.5	>95	88.2	90.7	3-year Average	Level 4
Economically Disadvantaged - Denominator	16	*	17	*		
English Learners - Percent	*	*	*	*	Not Rated	Not Rated
English Learners - Denominator	*	*	*	*		
Students with Disabilities - Percent	*	*	*	*	Not Rated	Not Rated
Students with Disabilities - Denominator	*	*	*	*		
American Indian/Alaska Native - Percent	*	*	*	*	Not Rated	Not Rated
American Indian/Alaska Native - Denominator	*	*	*	*		
Black/African American - Percent	*	*	*	*	Not Rated	Not Rated
Black/African American - Denominator	*	*	*	*		
Hispanic/Latino - Percent	*	*	*	*	Not Rated	Not Rated
Hispanic/Latino - Denominator	*	*	*	*		
Native Hawaiian/Pacific Islander - Percent	*	*	*	*	Not Rated	Not Rated
Native Hawaiian/Pacific Islander - Denominator	*	*	*	*		
Underserved Race/Ethnicity - Percent	*	*	*	*	Not Rated	Not Rated
Underserved Race/Ethnicity - Denominator	*	*	*	*		
Asian - Percent	*	*	*	*	Not Rated	Not Rated
Asian - Denominator	*	*	*	*		
White - Percent	91.7	*	84.6	91.2	3-year Average	Level 4
White - Denominator	12	*	13	*		
Multi-racial - Percent	*	*	*	*	Not Rated	Not Rated
Multi-racial - Denominator	*	*	*	*		

Note: An * next to Level 2 indicates that, although the student group did not meet the Level 2 cut for this indicator, this student group is not in the lowest ten percent of schools in Oregon.

Four-Year Cohort Graduation Details

District: Lincoln County SD

School: Eddyville Charter School

Four-Year Cohort Graduation Level	Cut
Level 5	90
Level 4	82
Level 3	74
Level 2	67
Level 1	<67

The Four-Year Cohort Graduation indicator displays the percentage of students who earn a regular or modified diploma within four years of entering high school, the denominator, and the corresponding rating for each student group. The data table shows three years of data, a three-year average, and the applied rate. The years in the table header represent the Cohort year. Cohort year is the school year in which the students enrolled in high school for the first time. '*' means data was hidden to protect student confidentiality and 'Not Rated' refers to student groups that do not meet the minimum n-size to receive a rating.

State Long Term Goal: 90%

Student Group	2012-13	2013-14	2014-15	3-year Average	Rated on	Level
All Students - Percent	80.0	94.1	100	91.4	3-year Average	Level 5
All Students - Denominator	10	17	8	35		
Economically Disadvantaged - Percent	77.8	94.1	100	91.2	3-year Average	Level 5
Economically Disadvantaged - Denominator	9	17	8	34		
English Learners - Percent	--	--	--	--	Not Rated	Not Rated
English Learners - Denominator	0	0	0	0		
Students with Disabilities - Percent	0.0	100	100	75.0	Not Rated	Not Rated
Students with Disabilities - Denominator	1	2	1	4		
American Indian/Alaska Native - Percent	100	100	--	100	Not Rated	Not Rated
American Indian/Alaska Native - Denominator	1	1	0	2		
Black/African American - Percent	--	--	--	--	Not Rated	Not Rated
Black/African American - Denominator	0	0	0	0		
Hispanic/Latino - Percent	100	100	--	100	Not Rated	Not Rated
Hispanic/Latino - Denominator	2	2	0	4		
Native Hawaiian/Pacific Islander - Percent	--	--	--	--	Not Rated	Not Rated
Native Hawaiian/Pacific Islander - Denominator	0	0	0	0		
Underserved Race/Ethnicity - Percent	100	100	--	100	Not Rated	Not Rated
Underserved Race/Ethnicity - Denominator	3	3	0	6		
Asian - Percent	--	--	--	--	Not Rated	Not Rated
Asian - Denominator	0	0	0	0		
White - Percent	71.4	92.9	100	89.7	3-year Average	Level 4
White - Denominator	7	14	8	29		
Multi-racial - Percent	--	--	--	--	Not Rated	Not Rated
Multi-racial - Denominator	0	0	0	0		

Note: An * next to Level 2 indicates that, although the student group did not meet the Level 2 cut for this indicator, this student group is not in the lowest ten percent of schools in Oregon.

Five-Year Completers Details

District: Lincoln County SD

School: Eddyville Charter School

The Five-Year Completers indicator displays the percentage of students who earn a diploma or a GED within five years of entering high school, the denominator, and the corresponding rating for each student group. The data table shows three years of data, a three-year average, and the applied rate. The years in the table header represent the Cohort year. Cohort year is the school year in which the students enrolled in high school for the first time. ‘*’ means data was hidden to protect student confidentiality and ‘Not Rated’ refers to student groups that do not meet the minimum n-size to receive a rating.

Five-Year Completers Level	Cut
Level 5	97
Level 4	90
Level 3	82
Level 2	77
Level 1	<77

State Long Term Goal: 97%

Student Group	2011-12	2012-13	2013-14	3-year Average	Rated on	Level
All Students - Percent	83.3	88.9	94.4	89.7	3-year Average	Level 3
All Students - Denominator	12	9	18	39		
Economically Disadvantaged - Percent	85.7	87.5	94.4	90.9	3-year Average	Level 4
Economically Disadvantaged - Denominator	7	8	18	33		
English Learners - Percent	--	--	--	--	Not Rated	Not Rated
English Learners - Denominator	0	0	0	0		
Students with Disabilities - Percent	100	0.0	100	85.7	Not Rated	Not Rated
Students with Disabilities - Denominator	3	1	3	7		
American Indian/Alaska Native - Percent	--	100	100	100	Not Rated	Not Rated
American Indian/Alaska Native - Denominator	0	1	1	2		
Black/African American - Percent	--	--	--	--	Not Rated	Not Rated
Black/African American - Denominator	0	0	0	0		
Hispanic/Latino - Percent	--	100	100	100	Not Rated	Not Rated
Hispanic/Latino - Denominator	0	2	2	4		
Native Hawaiian/Pacific Islander - Percent	--	--	--	--	Not Rated	Not Rated
Native Hawaiian/Pacific Islander - Denominator	0	0	0	0		
Underserved Race/Ethnicity - Percent	--	100	100	100	Not Rated	Not Rated
Underserved Race/Ethnicity - Denominator	0	3	3	6		
Asian - Percent	--	--	--	--	Not Rated	Not Rated
Asian - Denominator	0	0	0	0		
White - Percent	77.8	83.3	93.3	86.7	3-year Average	Level 3
White - Denominator	9	6	15	30		
Multi-racial - Percent	100	--	--	100	Not Rated	Not Rated
Multi-racial - Denominator	3	0	0	3		

Note: An * next to Level 2 indicates that, although the student group did not meet the Level 2 cut for this indicator, this student group is not in the lowest ten percent of schools in Oregon.

Athletics Board Report 11/14/19

Fall sports have concluded with many great successes over the course of the season. We are gearing up for the winter after a successful fall sports awards night. This winter we are excited to have high school boys and girls basketball, high school cheer, middle school boys and girls basketball, as well as some elementary teams. We also continue our wrestling co-op for those in our school interested in wrestling.

Fall Season Re-caps

- HS Volleyball: The volleyball girls made a run to the league playoffs, but unfortunately some injuries at the end of the season ended things sooner than they would have liked. What an improvement on last year, though. This is the first time since 2013 that Eddyville's volleyball program has reached the league playoffs. During the course of the previous 5 seasons, the volleyball program only totaled 8 wins. This was a truly momentous season for the program.
- HS Football: While the high school football team didn't tally as many wins as they would have liked, they showed great fight and spirit throughout the season. One of the cooler moments of the year was hosting the Wheeler County Rattlers (a co-op of the Mitchell, Spray, and Wheeler schools) to spend the night at our gym and play them in an early Saturday morning contest. This was a great experience for our players to interact with many kids from a different part of the state and bond over football (and pizza).
- HS Cross Country: Our cross-country team had an extremely successful final district race at Cheadle Lake Park in Lebanon. Almost all athletes set season records or personal records, which made for a great ending. It was so much fun watching them bond together and enjoy running and competing against bigger schools.
- High School Cheer: The cheer team had a successful fall season cheering on our football team. Many of our cheerleaders also played volleyball, which made them have to be very dedicated in the balance of their time. It is always so much fun to have their spirit at our sporting events.
- Middle School Football: The middle school football team had a tremendous season and only lost a single game, to another undefeated team (Triangle Lake) in the final game of the season. It was so much fun to watch them gain confidence and skill as the season went. Abe and Tom did a great job keeping them positive and working hard throughout the season, which led to some great improvements and confidence on the field.
- Middle School Volleyball: Coach DeHaan did a great job with the girls this year. With many girls playing their first year of middle school volleyball, there were so many improvements from game one to the end of the season. Lots of great wins and some exciting moments this season.

Looking forward to winter sports, which begin their practices for high school on 11/18. Middle school boys have already begun their practices!

Lincoln County School District

Animals in District Facilities

Service Animals:

Please provide the following information about the service animal¹.

1. Parent/Staff and/or emergency contact information: _____

2. Is the service animal required due to a disability? Yes No
3. Describe the nature of the work or task the service animal is trained, or is being trained to do or perform to² meet the student's/staff's individual needs:

Non-Service Animals:

Please provide the following information about the animal(s).

1. Parent/Staff and/or emergency contact information: _____

2. What is the specified and appropriate educational purpose for the animal: _____

3. What is the specific time necessary to achieve the educational goal:
Start date/time: _____
End date/time: _____

Administrative Action:

Approved Denied Administrator Signature: _____ Date: _____

¹The American with Disabilities Act definition of "service animal" means any dog that is individually trained to do work or perform tasks for the benefit of an individual with a disability, including a physical, sensory, psychiatric, intellectual or other mental disability. Other species of animals, whether wild or domestic, trained or untrained, are not service animals for the purposes of this definition. The work or tasks performed by a service animal must be directly related to the individual's disability. Examples of work or tasks include, but are not limited to, assisting individuals who are blind or have low vision with navigation and other tasks, alerting individuals who are deaf or hard of hearing to the presence of people or sounds, providing non-violent protection or rescue work, pulling a wheelchair, assisting an individual during a seizure, alerting individuals to the presence of allergens, retrieving items such as medicine or the telephone, providing physical support and assistance with balance and stability to individuals with mobility disabilities, and helping persons with psychiatric and neurological disabilities by preventing or interrupting impulsive or destructive behaviors. The crime deterrent effects of an animal's presence and the provision of emotional support, well-being, comfort, or companionship do not constitute work or tasks for the purposes of this definition. The law and its regulations also make an allowance for miniature horses.

²The district may request this information if the nature of the work or task the assistance animal is trained, or is being trained to do or perform, is not readily apparent.

Form Needs to be kept on file in the building office